

Motivations for capital controls and their effectiveness

Radhika Pandey

Gurnain K. Pasricha
Shah

Ila Patnaik

Ajay

March 12, 2014

Part I

The role of capital controls

The old consensus

- ▶ Capital controls give microeconomic distortions
- ▶ Capital controls give bureaucracy, corruption, lobbying
- ▶ Capital account liberalisation is an integral part of modernisation
- ▶ From the 1980s onwards, capital account liberalisation took place worldwide.
- ▶ In 2011, the 56 countries who have a fully open capital account (based on the Chinn-Ito measure) make up 59% of world GDP.

Reopening the debate

- ▶ Maybe a capital surge coupled with bad micro-prudential regulation works out badly.
- ▶ Maybe foreign investors are irrational and extreme capital flow reversals take place.
- ▶ Can capital controls be useful in macro-prudential policy?
- ▶ One step further: Can capital controls be useful for macroeconomic policy?
- ▶ Olivier Blanchard: use monetary policy, exchange rate intervention, macro-prudential tools and capital controls in conjunction to prevent large exchange rate changes that cause disruptions in the real economy and financial markets.
- ▶ IMF: Capital controls are back in the toolkit.

Back in the toolkit?

- ▶ In democracy, politicians and bureaucrats are never given arbitrary power.
- ▶ If capital controls are to be in the toolkit, we require:
 - ▶ The objective that will be pursued
 - ▶ A precise statement of the coercion that will be applied
 - ▶ Conditions under which it will be applied
 - ▶ Proof that the benefits outweigh the costs.
- ▶ For capital controls to graduate into the toolkit, a body of evidence is required on the four questions.
- ▶ But the 56 most-researched countries in the world have no capital controls.

What the rehabilitation of capital control actions (CCAs) requires

A research program that addresses four questions:

- ▶ What do policy makers actually do when they wield CCAs?
- ▶ Precise definitions and a shared vocabulary. Precisely what kind of capital control are we advocating?
- ▶ What CCAs are useful under what circumstances?
- ▶ Cost-benefit analysis.

Walls or gates?

- ▶ A great deal of evidence that once a country opens up, episodic use of controls is ineffective
- ▶ Once a country has sophisticated firms (both financial and non-financial), they will find a way to route around a given restriction.
- ▶ If capital controls are to be effective, what's needed is a comprehensive administrative system of controls.

This paper

The most interesting setting: India:

1. One of the two large countries in the world which has a comprehensive administrative system of capital controls.
2. Focus only on capital controls on debt, which might have a macroprudential objective.

Part II

Measurement of CCAs

The old literature

- ▶ It is hard to measure how open a country is.
- ▶ E.g. is China more open than India?
- ▶ Low frequency databases - e.g. Chinn-Ito.
- ▶ Poor measurement of openness has plagued the literature on capital controls.

A recent novel idea

- ▶ Instead of measuring the *level* of capital account openness, let's measure every capital control *action*.
- ▶ There is no doubt about the date of the legal instrument and it should be possible to classify it well.
- ▶ Can study causes and consequences.
- ▶ We won't know about the overall level of openness of a country, but we will be able to make precise statements about why the authorities act and what a difference this makes.

Three stages of measurement

Forbes, 2013 Use IMF AREAER coupled with some public sources.
Example: For 2009-2011 finds 7 CCAs for India.

Pasricha, 2012 IMF AREAR plus central bank websites plus news sources. A much more detailed CCA database.

This paper The logical conclusion: A new CCA database based on analysing every legal instrument issued by the authorities.

The setting

- ▶ India has a comprehensive administrative system of capital controls.
- ▶ Foreign borrowing is termed 'External commercial borrowing' (ECB).
- ▶ We study every legal instrument for CCAs on ECB.
- ▶ Analysed and classified by lawyers.
- ▶ Made a database about this for the 2004–2014 period.
- ▶ Discarded ambiguous actions.
- ▶ Led to a database with 68 easings and 7 tightenings.
- ▶ (Through all this Chinn-Ito measure for India was unchanged).

Part III

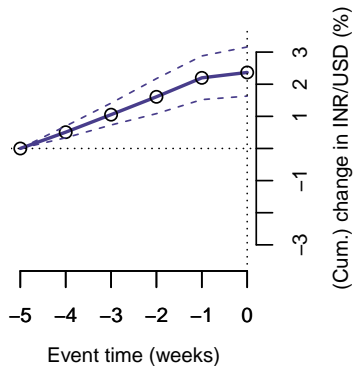
What determines the use of CCAs?

The possibilities

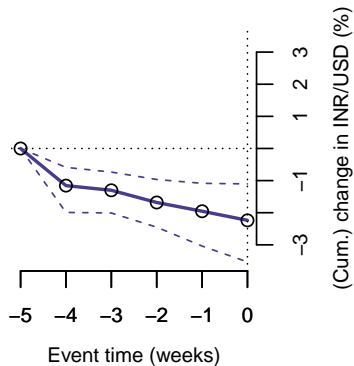
- ▶ Exchange rate objectives.
 1. INR/USD returns.
 2. Frankel-Wei residual.
 3. REER.
 4. EMP.
- ▶ Macroprudential objectives.
 1. Private bank credit.
 2. Stock prices.
 3. Capital flow surge.

INR/USD returns

68 easing

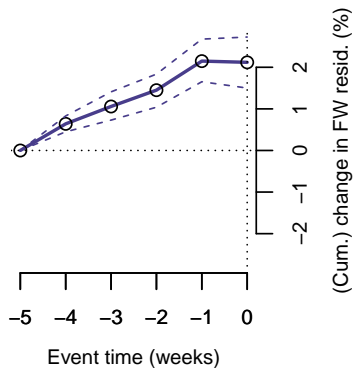


7 tightening

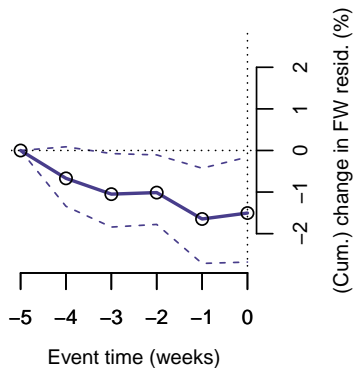


Frankel-Wei residual

62 easing

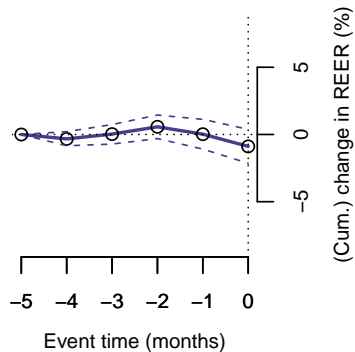


7 tightening

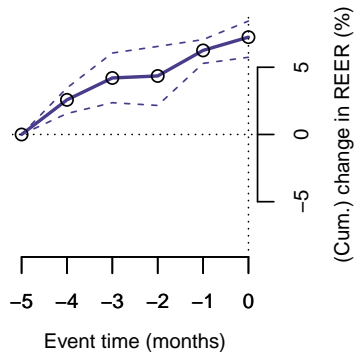


REER

62 easing

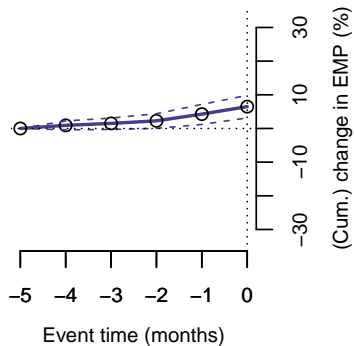


7 tightening

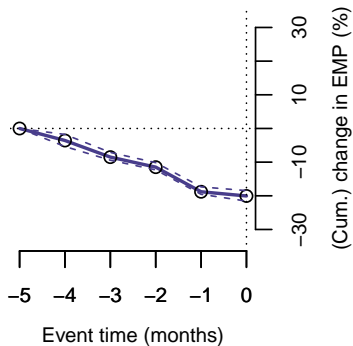


Exchange market pressure

62 easing

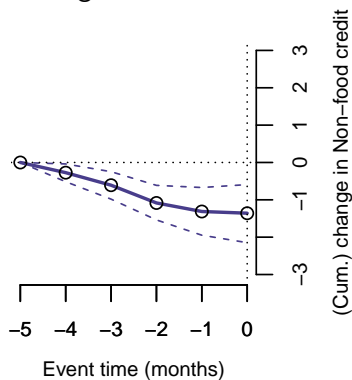


7 tightening

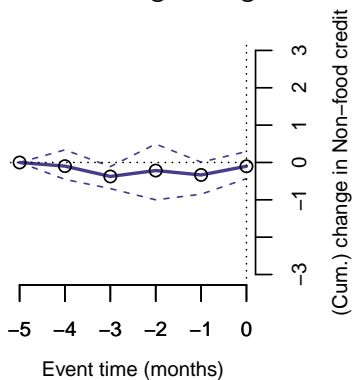


Private bank credit

62 easing

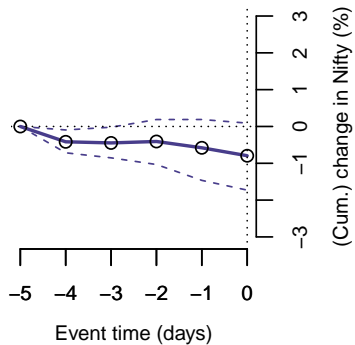


7 tightening

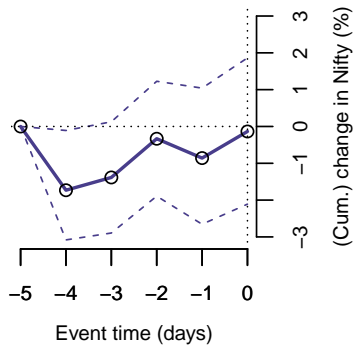


Stock prices

62 easing

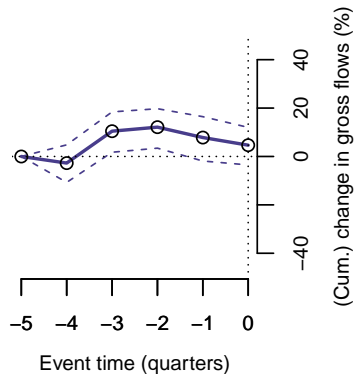


7 tightening

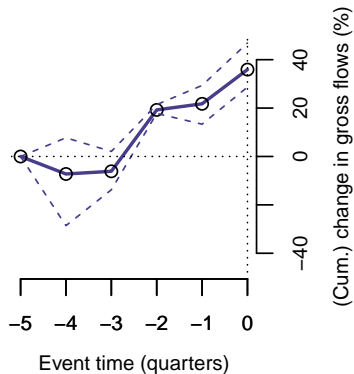


Capital flow surge

50 easing



4 tightening



Part IV

Consequences

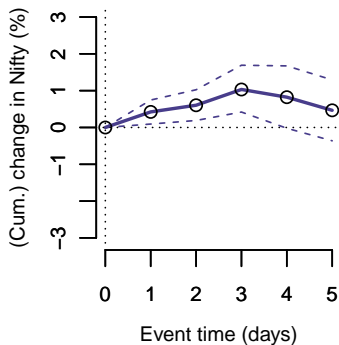
Possibilities

- ▶ A CCA on a particular kind of capital flow will impact on that narrow measure, but the market will find other labels through which that capital will find its way into the country.
Prediction: Tightening ECB will impact on ECB but not on overall capital flows.
- ▶ Signalling: When a country retreats from economic liberalisation, this adversely affects foreign equity capital flows and adversely affects stock prices (and vice versa).
- ▶ Impact upon exchange rates: Maybe CCAs do achieve exchange rate objectives.
- ▶ Impact upon macroprudential objectives: Maybe CCAs do deliver on curbing private bank credit growth, stock prices and capital flow surges.

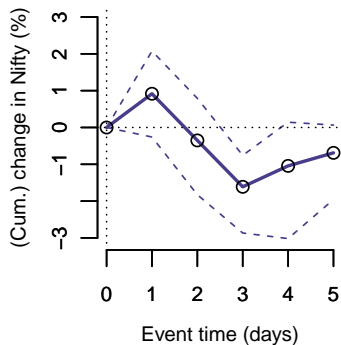
We will first do correlations and then do causal effects.

Signalling value: Impact on stock prices

68 easing

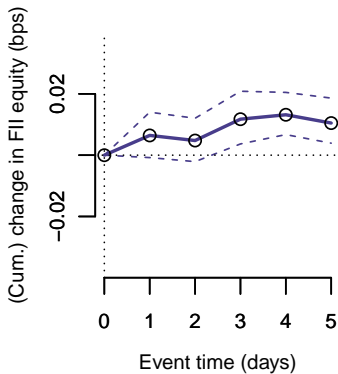


7 tightening

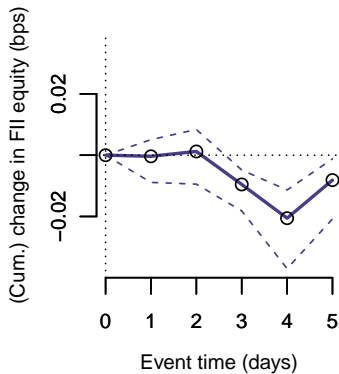


Signalling value: Impact on foreign capital flows into the equity market

68 easing

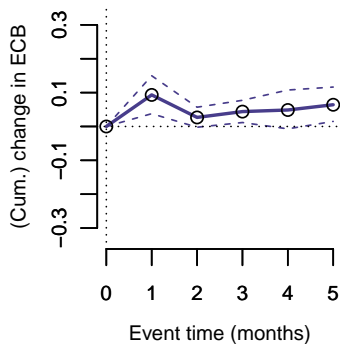


7 tightening

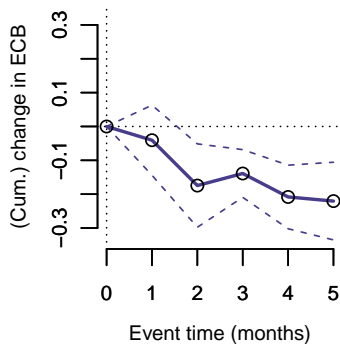


Impact on ECB flows

62 easing

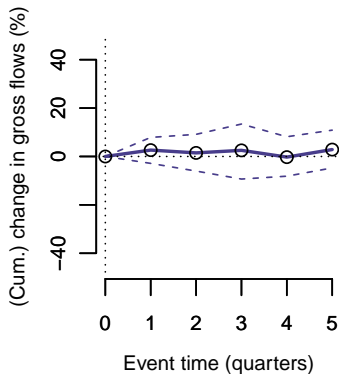


7 tightening

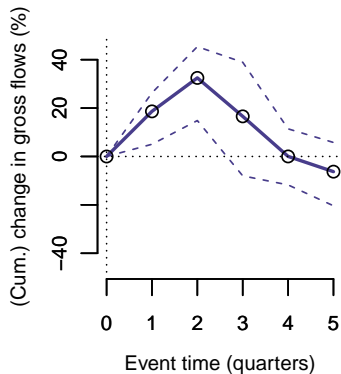


Impact on overall capital flows

50 easing

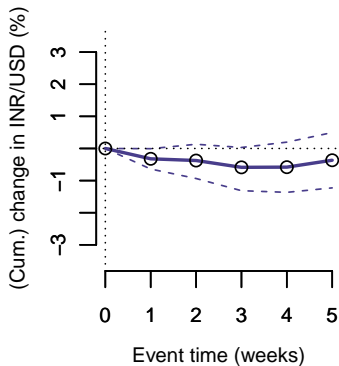


4 tightening

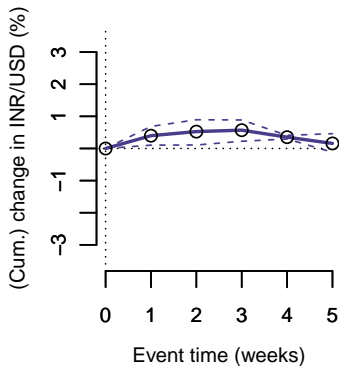


Impact on INR/USD returns

68 easing

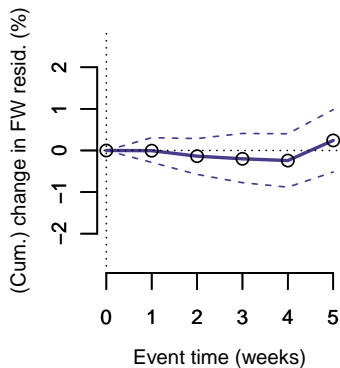


7 tightening

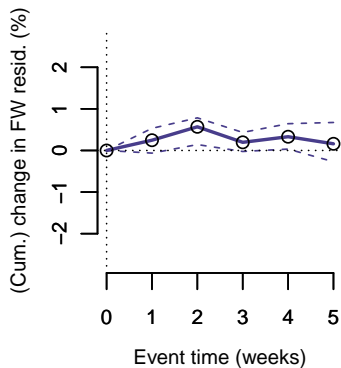


Impact on Frankel-Wei residual

68 easing

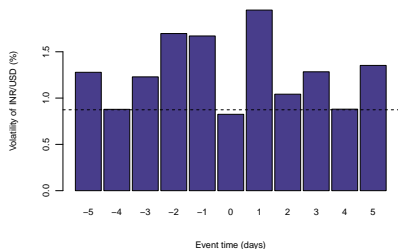


7 tightening

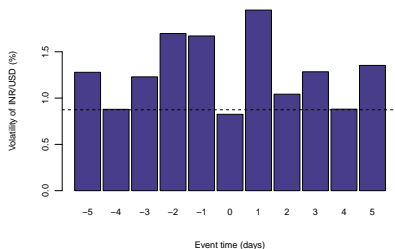


Was it currency volatility that was the driver?

68 easing

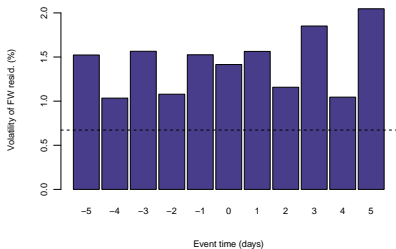


7 tightening

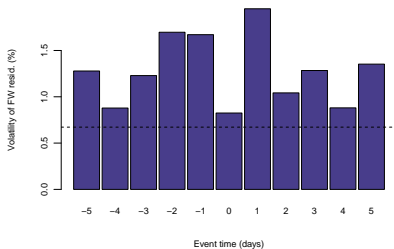


Was it volatility of the Frankel-Wei residual that was the driver?

62 easing

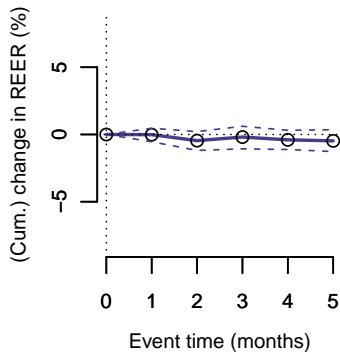


7 tightening

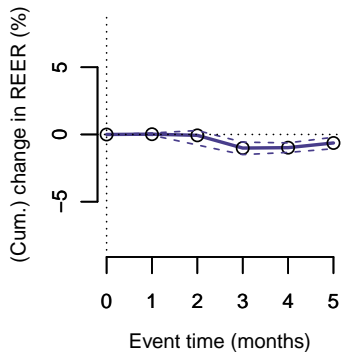


Impact on REER

62 easing

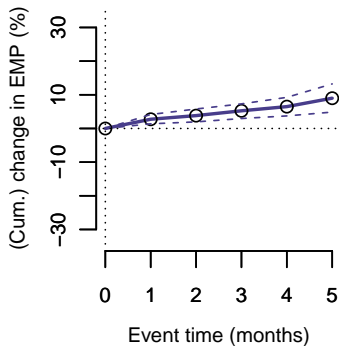


7 tightening

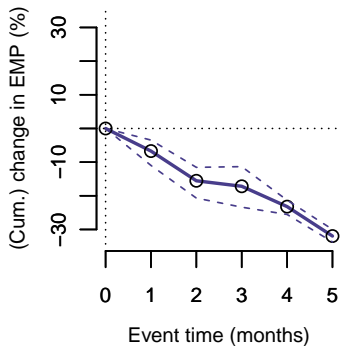


Impact on Exchange market pressure

62 easing

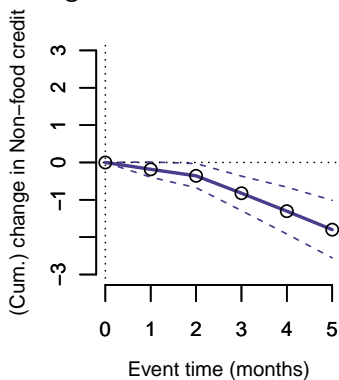


7 tightening

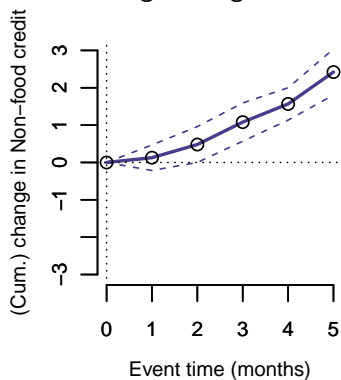


Impact on Private bank credit

62 easing



7 tightening



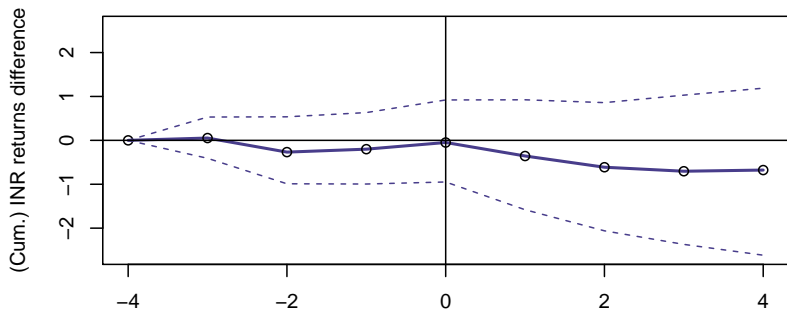
Part V

Causal analysis

The puzzle of causal effects

- ▶ We observe the outcome after the treatment
- ▶ We don't observe the counterfactual.
- ▶ Key insight: RBI responds to a certain macro-economic situation.
- ▶ Can we identify moments in time which are similar to those in which the RBI used CCAs?
- ▶ Propensity score matching: Estimate a logit that predicts an easing CCA, and identify moments in time which are the control.

Example: The impact on the INR/USD exchange rate



Other causal impacts

Net FII inflow

	OLS	Robust
1	0.06 (0.112)	0.07 (0.116)
2	0.06 (0.133)	0.07 (0.141)
3	0.09 (0.147)	0.1 (0.158)
4	0.09 (0.156)	0.11 (0.168)

Nifty

	OLS	Robust
1	-0.3 (1.863)	-0.32 (1.948)
2	-0.93 (1.989)	-1.29 (2.002)
3	-1.27 (1.967)	-1.51 (2.008)
4	-1.17 (2.023)	-1.26 (2.108)

Credit growth

	OLS	Robust
1	-0.43 (0.495)	-0.12 (0.75)
2	-0.35 (0.485)	-0.21 (0.477)
3	-0.27 (0.507)	-0.04 (0.658)
4	-0.47 (0.498)	-0.43 (0.536)

FW residual

	OLS	Robust
1	-0.42 (0.6)	-0.44 (0.62)
2	-0.87 (0.673)	-0.82 (0.7)
3	-0.68 (0.804)	-0.68 (0.84)
4	-0.7 (0.861)	-0.52 (0.897)

Square of INR-USD returns

	OLS	Robust
1	0.27 (1.149)	0.32 (1.169)
2	0.4 (1.26)	0.47 (1.313)
3	0.57 (1.497)	0.56 (1.54)
4	0.93 (1.606)	0.73 (1.543)

Part VI

Conclusion

- ▶ The Indian authorities use CCAs to pursue exchange rate objectives.
- ▶ Reversals of economic liberalisation are seen as a problem by the equity market and by foreign investors in equities.
- ▶ CCAs have no impact.

Thank you.